


FLATEXDEGIRO AG | 28 FEBRUARY 2024

PRELIMINARY RESULTS 2023



Disclaimer**Preliminary Results 2023 - Unaudited Results**

This release contains unaudited information that is subject to change and that is not intended to be complete.

Non-IFRS measures (APMs)

This presentation includes non-IFRS measures, including Adjusted EBITDA. These measures are alternative performance measures as defined by the European Securities and Markets Authority ("ESMA"). flatexDEGIRO presents these non-IFRS measures as (i) they are used by its management to measure performance, including in presentations to the Management Board and Supervisory Board members and as a basis for strategic planning and forecasting; and (ii) they represent measures that flatexDEGIRO believes are widely used by certain investors, securities analysts and other parties as supplemental measures of operating and financial performance. These non-IFRS measures may not be comparable to other similarly titled measures of other companies and have limitations as analytical tools and should not be considered as a substitute for analysis of flatexDEGIRO's operating results as reported under IFRS. Non-IFRS measures are not a measurement of flatexDEGIRO's performance or liquidity under IFRS and should not be considered as alternatives to consolidated net profit or any other performance measure derived in accordance with IFRS or other generally accepted accounting principles or as alternatives to cash flow from operating, investing or financing activities.

Forward-looking statements

This release may contain forward-looking statements and information, which may be identified by formulations using terms such as "expects", "aims", "anticipates", "intends", "plans", "believes", "seeks", "estimates" or "will". Such forward-looking statements are based on our current expectations and certain assumptions, which may be subject to variety of risks and uncertainties. The results actually achieved by flatexDEGIRO AG may substantially differ from these forward-looking statements. flatexDEGIRO assumes no obligation to update these forward-looking statements or to correct them in case of developments, which differ from those anticipated.

2023 highlights



**Commercial growth in
challenging environment**



**Financially second best
year in our history**



**Foundation for revenue and
net income record in 2024**



**Key BaFin findings
resolved within 10 months,
total of 70% already in
implementation**



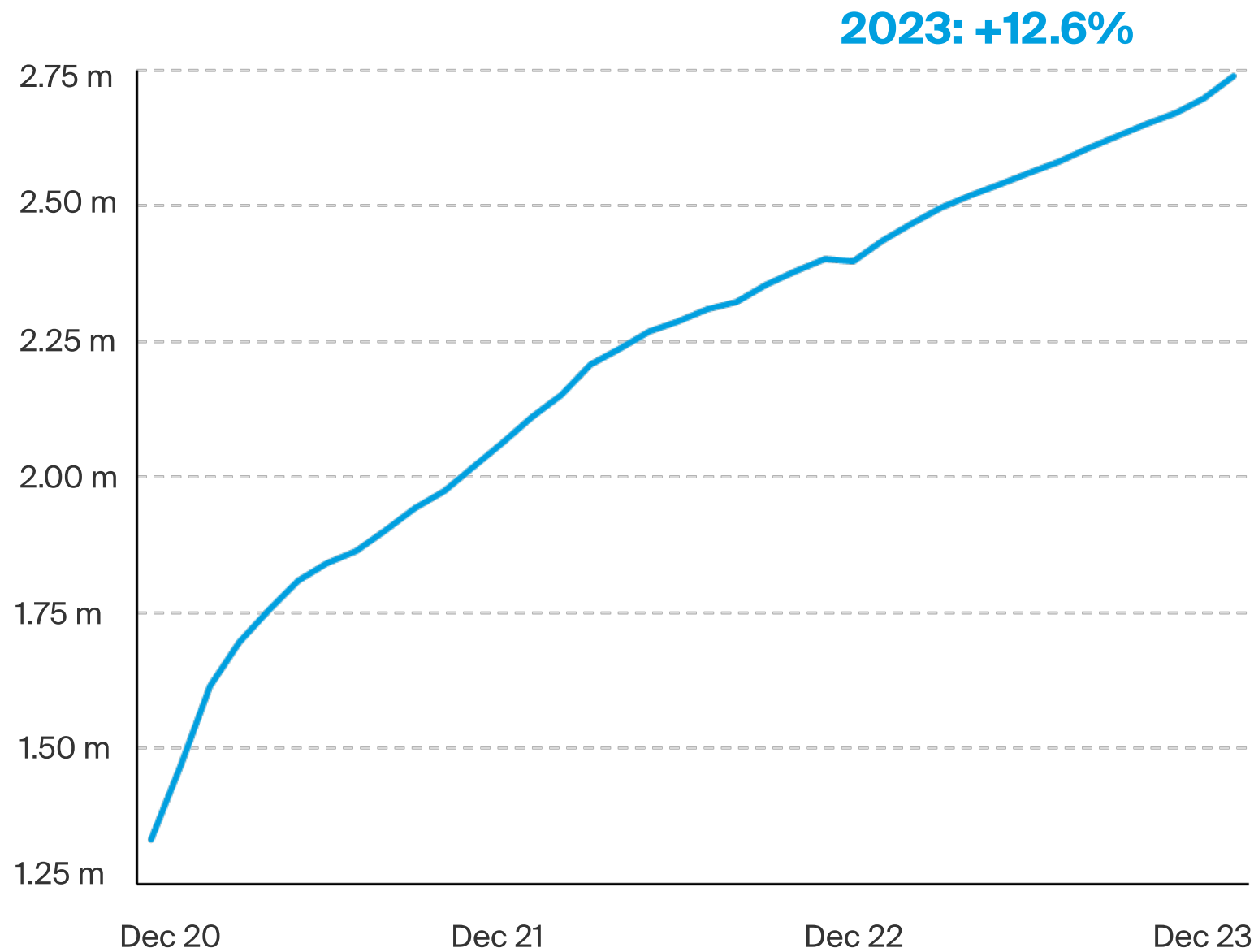
**CET ratio expected
> 30% after incl.
2023 profits**



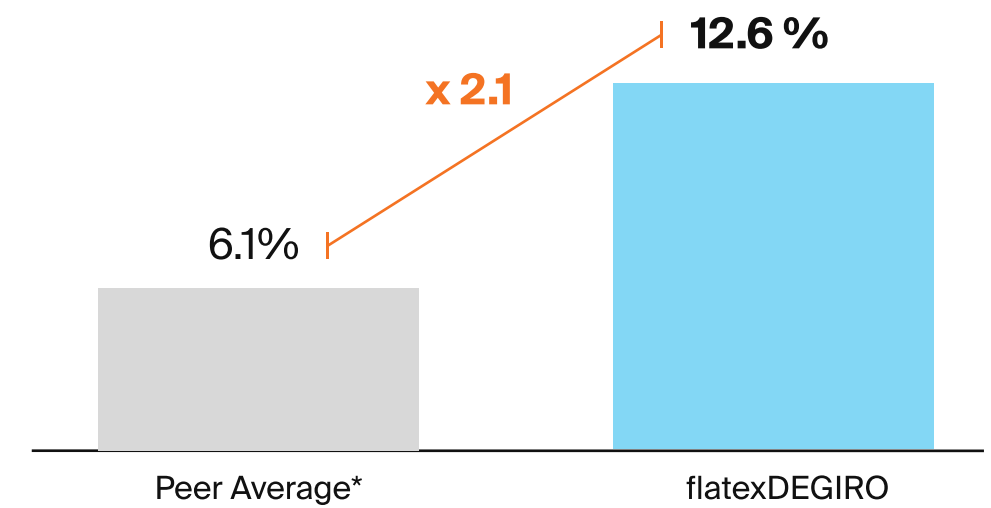
**Capital allocation strategy
with minimum dividend
and share buyback**

Commercial growth

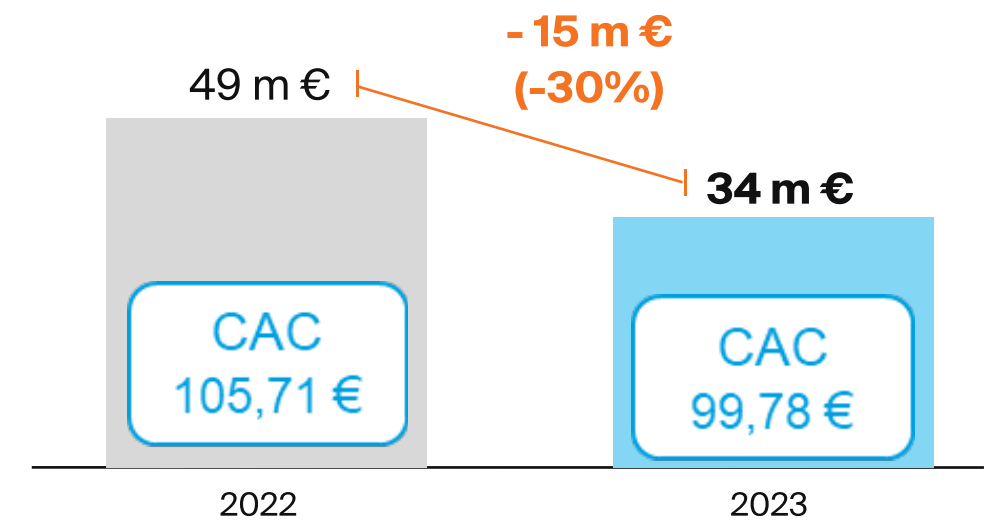
Strong customer growth continued in challenging environment..



.. twice as high as industry average



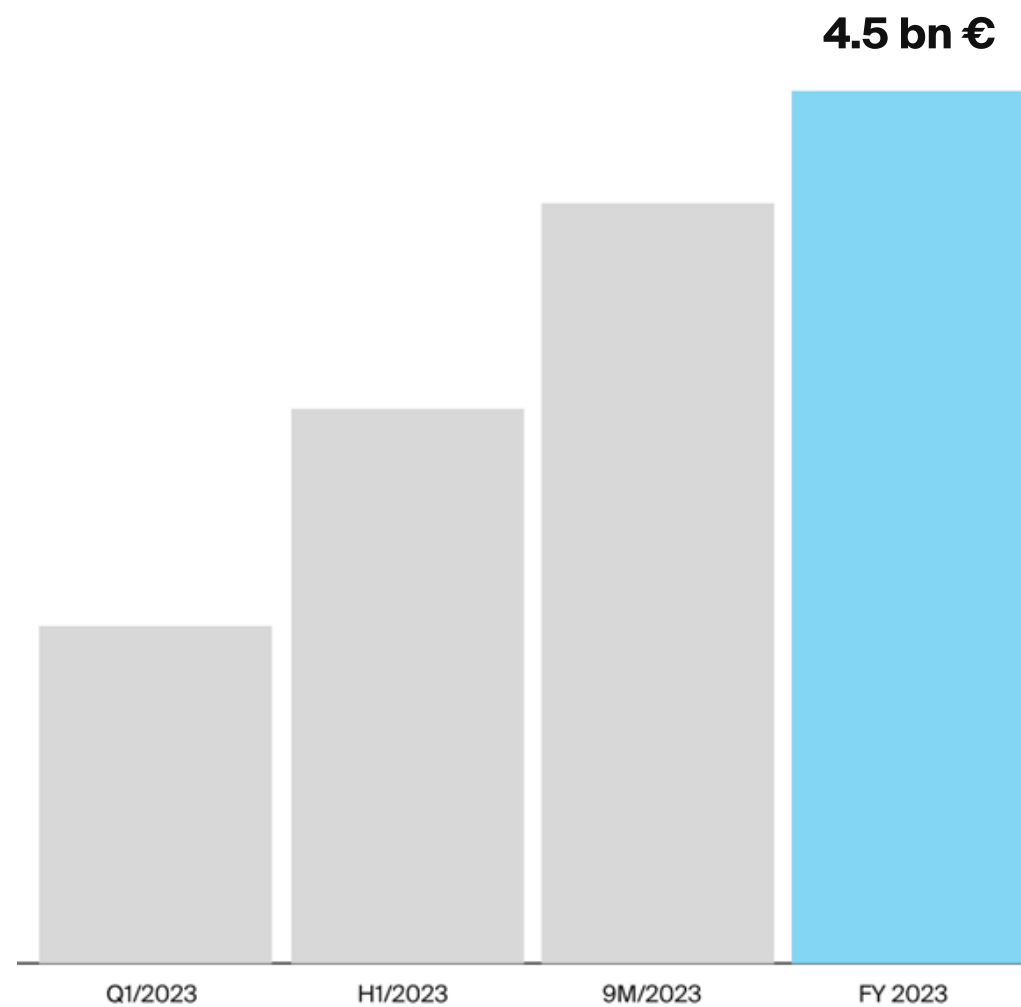
.. despite significantly reduced marketing



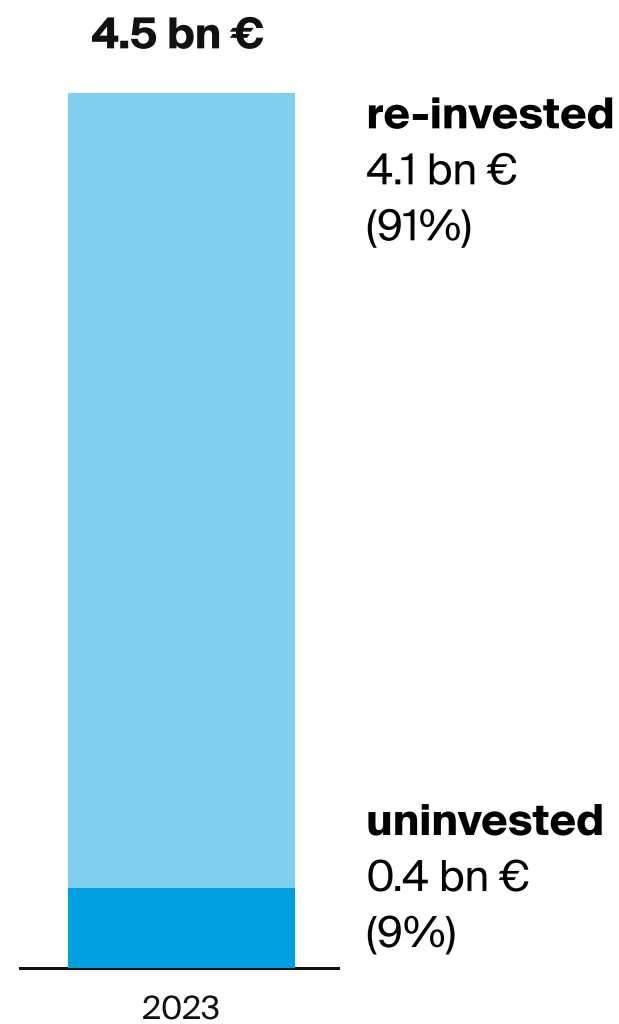
* Peer average includes Avanza, Fineco, Hargreaves Lansdown and Fineco, as well as annualization of last available figures from Swissquote (H1/2023)

Commercial growth

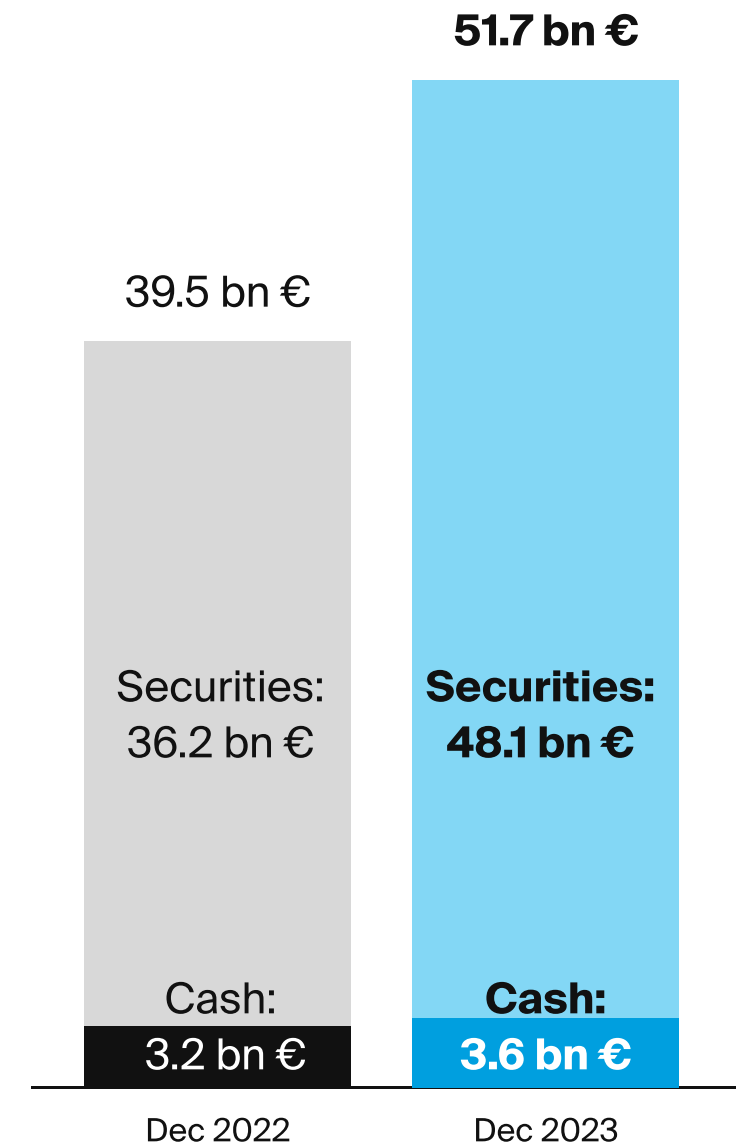
High net cash inflows..
(despite not paying interest)



..and a **high investment ratio..**
(91%)



..drive **record AuC.**

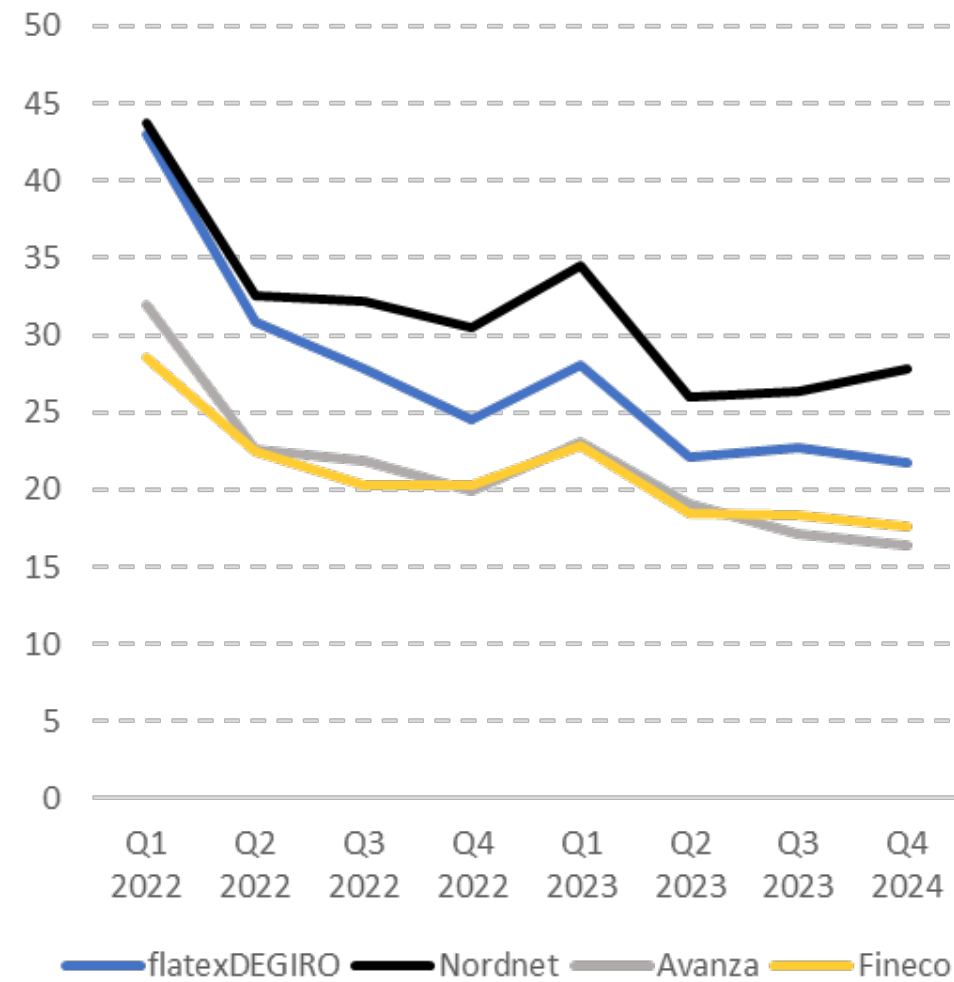


* Rounding differences possible

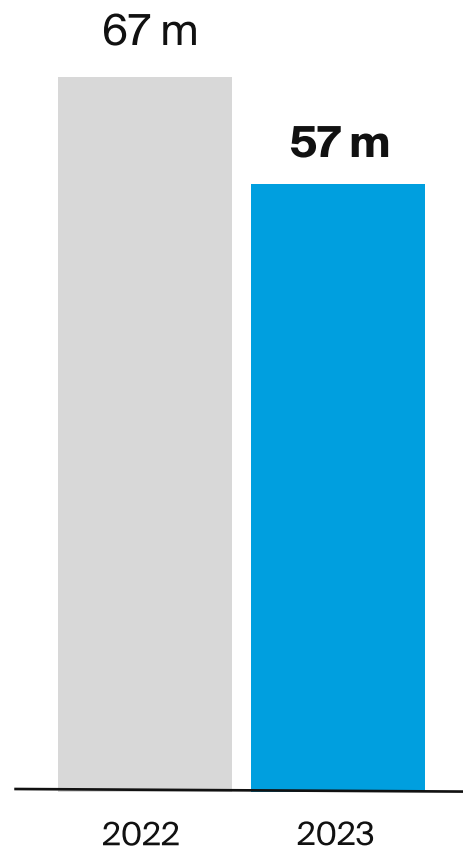
Commercial growth

Industry-wide lower trading activity..
(with some stabilization since Q2 2023)

Annualised transactions per customer

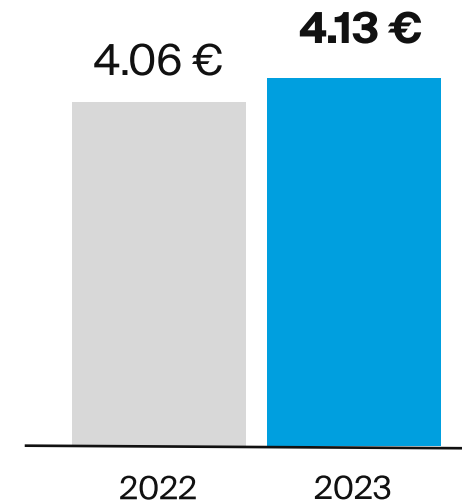


..leads to **fewer trades..**

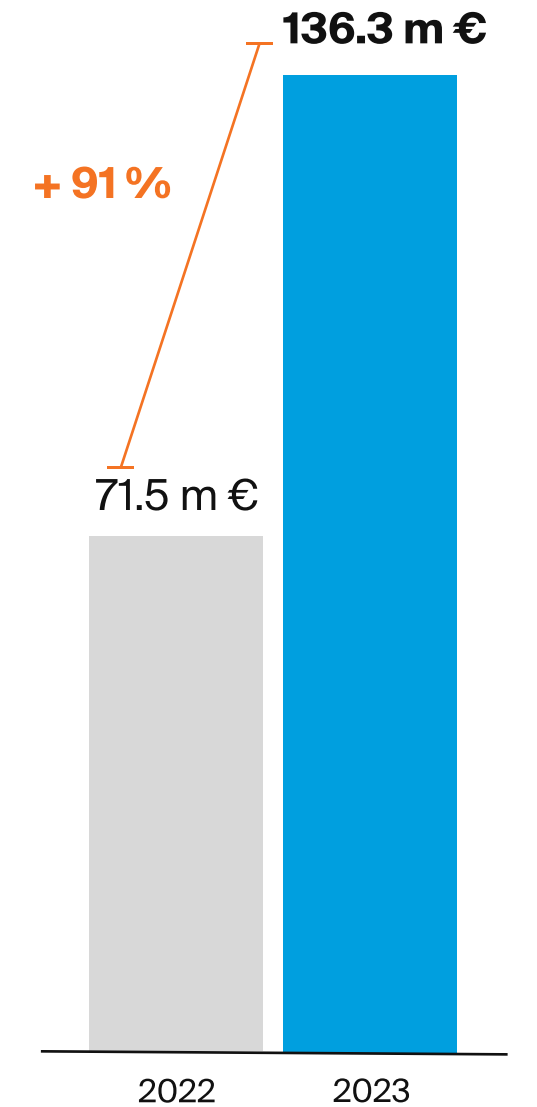


..but **higher monetarization..**

Average Commission per transaction



..and **higher interest income..**




Commercial growth

flatex and DEGIRO again awarded multiple awards in key markets in 2023

flatex with 7 awards in Germany by BrokerWahl, BrokerVergleich, justETF, focusMoney, Chip and Welt

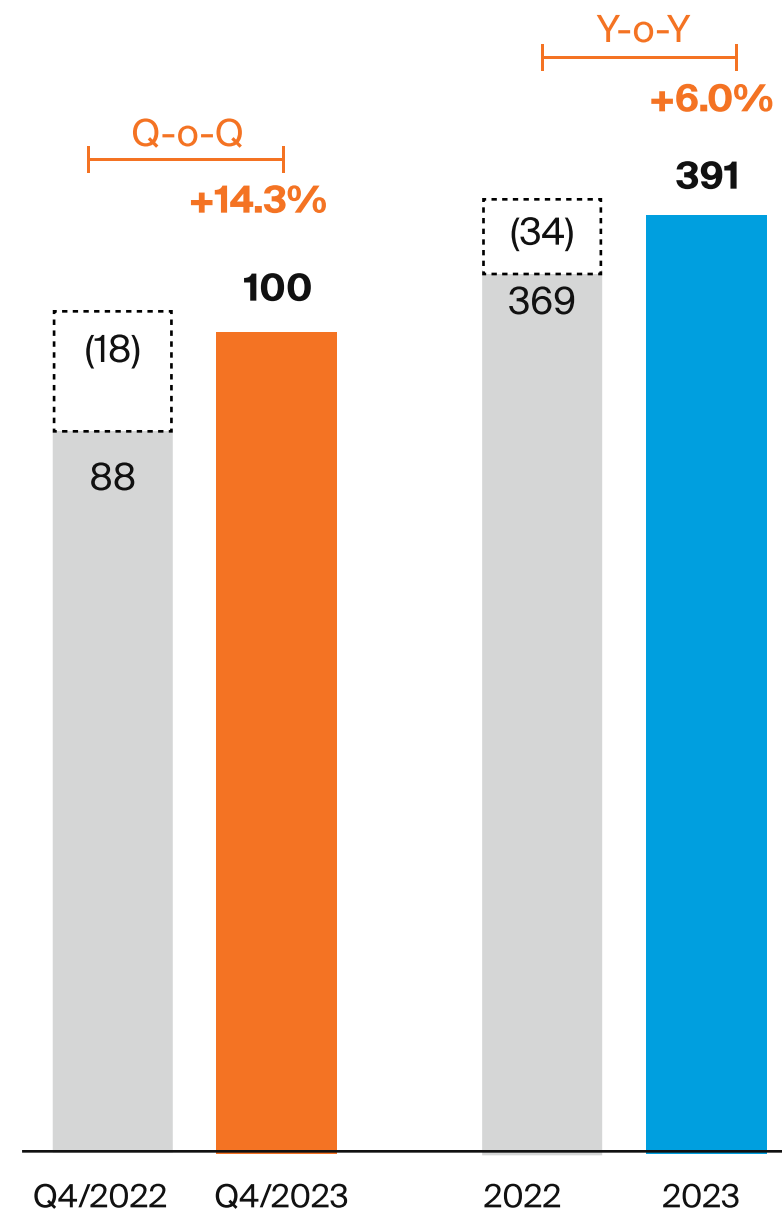
DEGIRO with 7 awards in NL/DE/ES/IT by Investing, CashCow, BrokerChooser, Rankia, nTV and Corriere della Serra



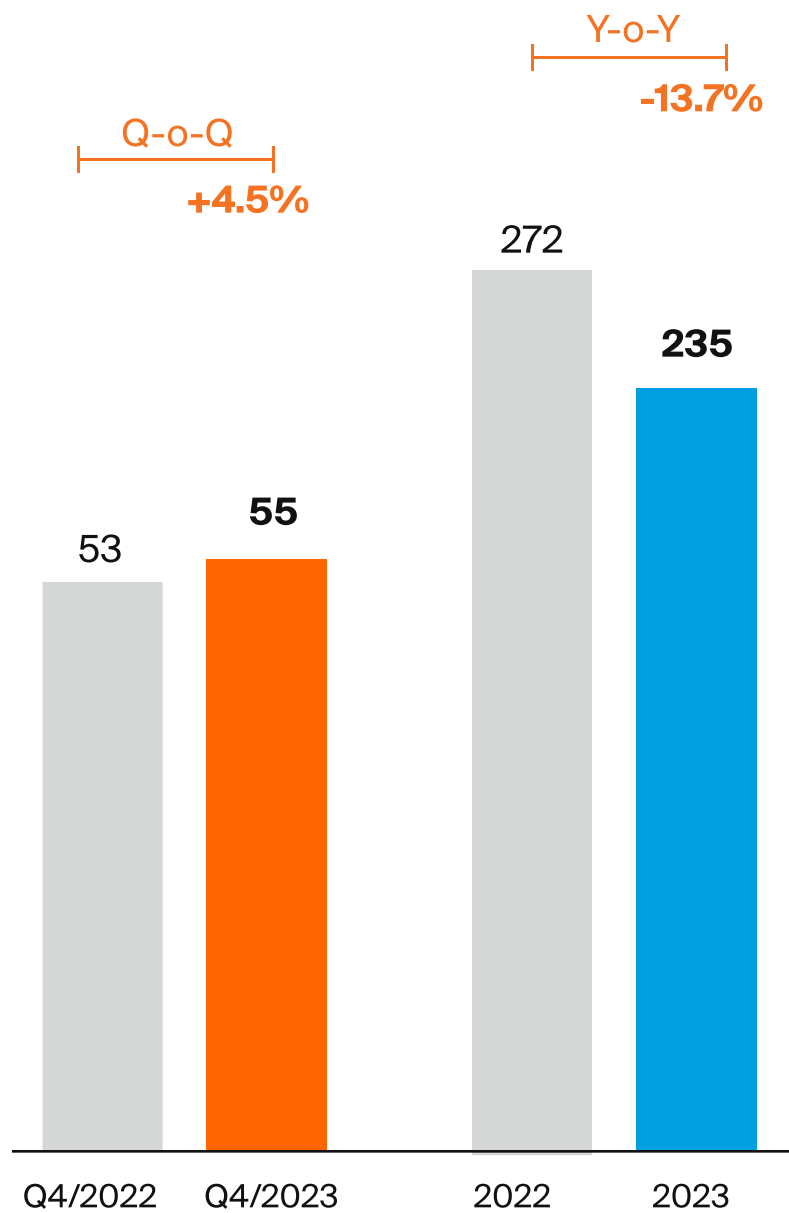
**Financially second best
year in our history**

Revenue split

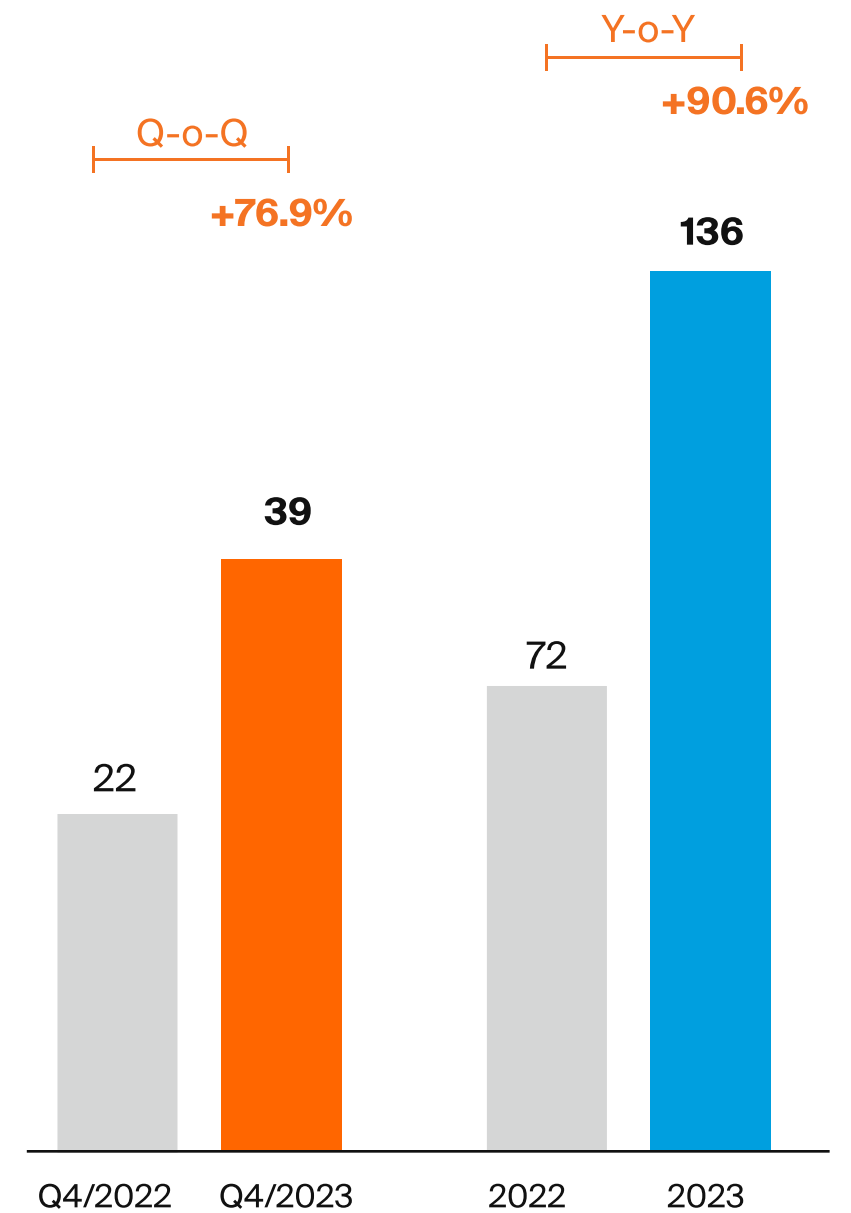
Adjusted* Revenues (m EUR)



Commission income (m EUR)



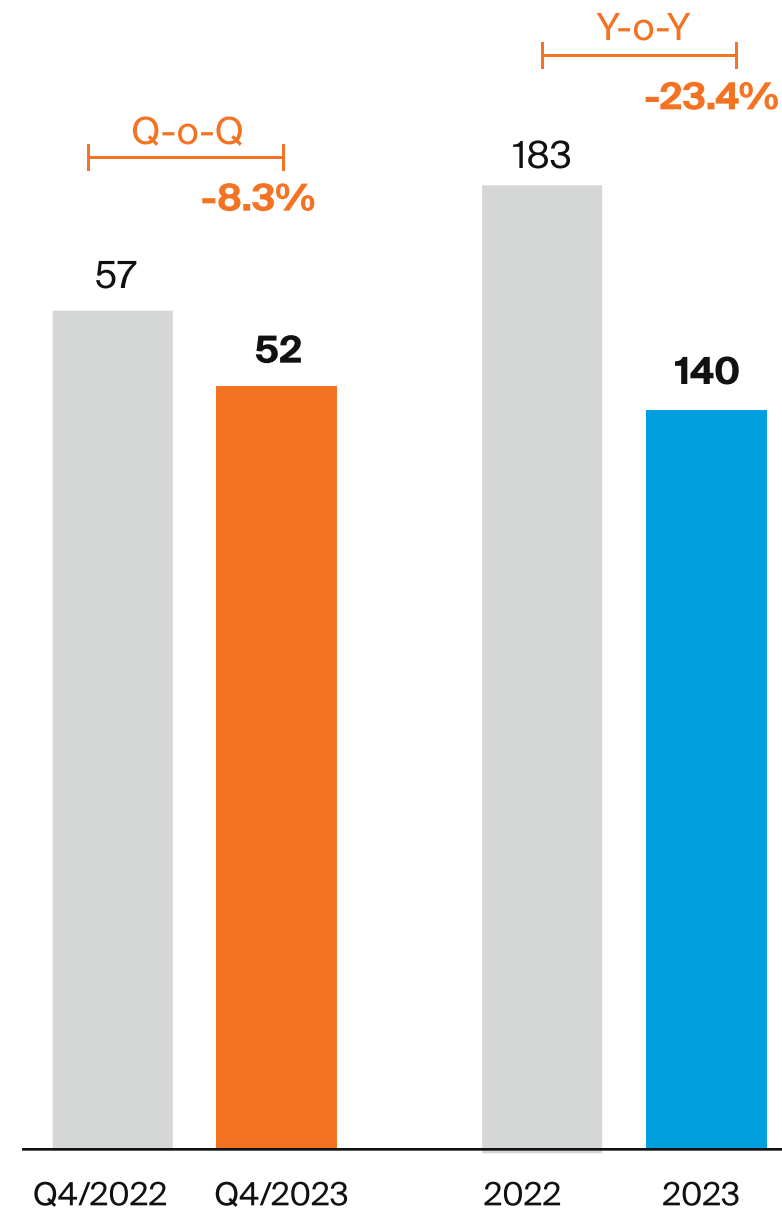
Interest income (m EUR)



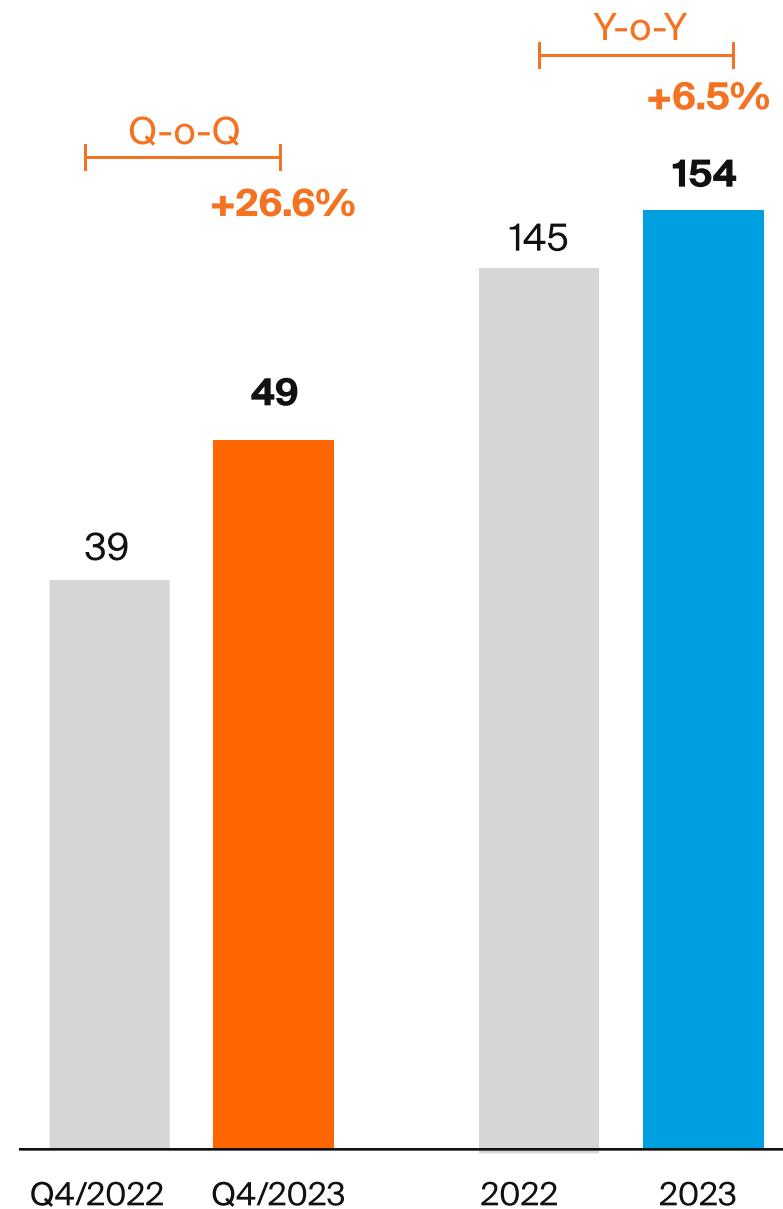
* excl. effects resulting from releasing provisions for long-term, variable compensation (Stock Appreciation Rights Plan, SARs)

EBITDA development

EBITDA (m EUR)



Adjusted* EBITDA (m EUR)



Adjustments

1. only for effects from long-term variable compensation (Stock Appreciation Rights, SARs)
2. to become less relevant going forward with over 50% of all granted SARS being executed already by the end of 2023

* excl. effects resulting from building/releasing provisions for long-term, variable compensation (Stock Appreciation Rights Plan, SARs)

Performance on annual targets

(Adj.) Revenues	increased from 368 m € to 391 m € (+6.0%)
Adj. EBITDA margin	increased from 39.3% to 39.5% (+0.4%)
Adj. EBT margin	increased from 29.6% to 30.0% (+1.4%)

Financial growth despite several special effects, such as BaFin and “Italian” fines, non-cash markdown in real-estate investments as well as increased personnel costs in association with inflation compensation payments. Without these effects, margins would have been several percentage points higher.

* Adjustments excl. effects resulting from building/releasing provisions for long-term, variable compensation (Stock Appreciation Rights Plan)

Enhancing transparency further with new segment reporting

- Due to brokerage focus, we are replacing historic “FIN” and “TECH” with “**flatex**” and “**DEGIRO**”
- Segment “DEGIRO”: online brokerage DEGIRO, Credit & Treasury related to DEGIRO
- Segment “flatex”: online brokerage flatex & ViTrade, Credit & Treasury of everything that is not DEGIRO, outsourcing solutions (of minor importance)
- IT Services of flatexDEGIRO AG and Xervices allocated to segments based on revenues



Aiming for record year 2024

Guidance FY 2024


- Previous years used adjusted key figures (e.g. Adj. revenues, Adj. EBITDA margin, Adj. EBT margin). From 2024, communicated assumptions and forecasts will be without adjustments in order to establish simpler and more transparent key figures.
- Adjusted figures will temporarily still be shown in 2024 for comparison reasons.
- Additional evolving to focus on top and bottom line (net income), not EBITDA.

FY 2023		Guidance 2024	
Revenues	390.7 m €	Revenues	+5% to +15%
Net income	71.9 m €	Net income	+25% to +50%

Aiming for record year 2024 without relying on external tailwind from trading activity or interest environment.

**Resolution of key BaFin findings,
Implications on regulatory Capital
and Capital Allocation**

Resolution of BaFin findings far advanced already

- Personnel measures started already in 2022 have been largely completed in 2023, number of employees in relevant departments doubled. For 2024 only a small number of selective personnel additions are planned. 
- Comprehensive project structure established, led by member of the management board of flatexDEGIRO Bank

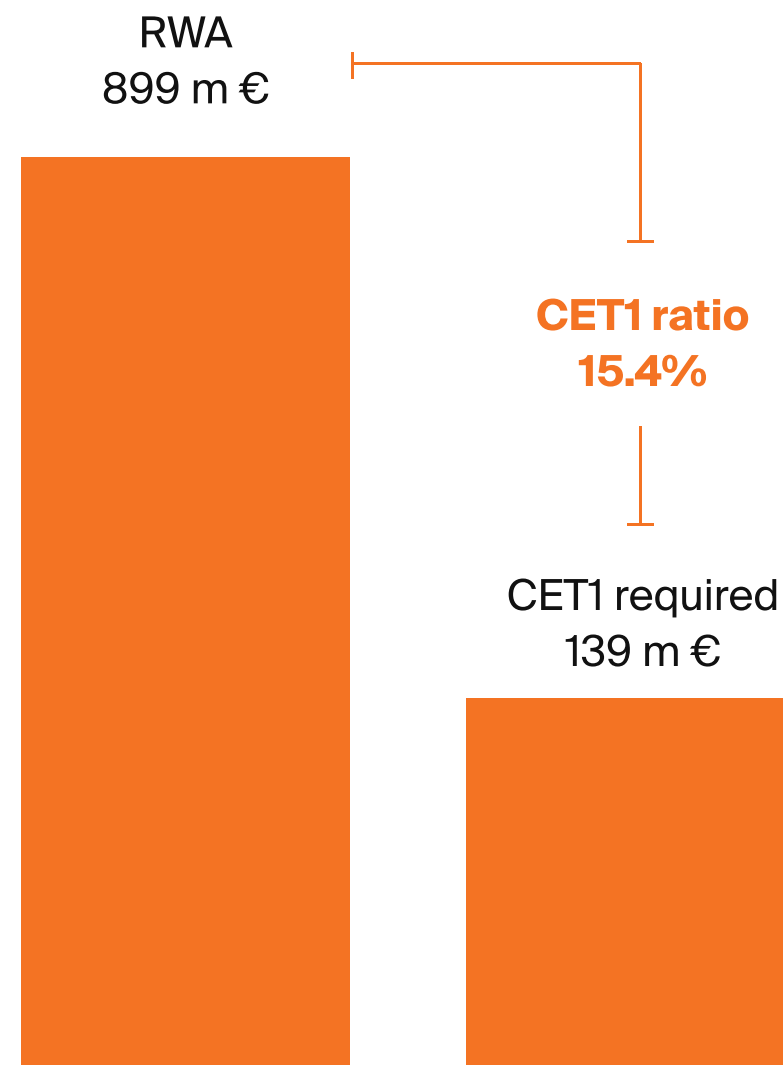
Three-stage process based on internal priorities:

1. Resolving findings related to Credit Risk Mitigation Techniques (CRMT) for DEGIRO Margin Loans. **Successfully completed after just 10 months.** 
2. Resolving all other relevant findings with high priority 
 - a. Solution designs already presented to BaFin, its special commissioner and Bundesbank in 11 / 2023
 - b. Implementation started immediately afterwards
 - c. **around 70% of individual measures already in implementation**
3. Finalising the resolution of **non-material findings** and handover to departments for continuous improvement. 

Non-core business areas such as soccer financing, factoring and real estate financing have since been discontinued / in wind-down. As a result, respective audit findings have been partially eliminated or remedied.

CET1 ratio expected to increase to over 30%* including 2023 profits

Capital Requirement



Risk Weighted Assets

CET 1 requirement

Capital Structure

CET1 available
247 m €
(as of June 2023)

+ profits 2023
once recognized

**expected
CET1 ratio
> 30%***

CET 1 flatexDEGIRO Group

profits 2023

expected CET1 ratio

Based on June 2023 numbers and pro-forma inclusion of CRMT on DEGIRO Margin Loans
* Before capital allocation measures such as dividends or share buybacks


Capital Allocation with first time returns to shareholders

Significant regulatory Capital Surplus and ongoing profits allow for new capital allocation strategy with capital returns to shareholders for the first time. Management and Supervisory Board therefore intend to propose to next AGM:

- **Minimum dividend of 4 Cent per share** along requirements of § 254 German Stock Corporation Act (AktG)
- Authorization for **share buyback of up to 10 % of our share capital**. Authorization would be valid for 5 years but execution could happen much faster than that.
- Share buyback requires further approval of the regulator.

FLATEXDEGIRO AG | 28 FEBRUARY 2024

PRELIMINARY RESULTS 2023



Contact

Achim Schreck

Head of IR and Corporate Communications

Mobile: +49 160 9277 4570

Phone: +49 69 4500 01 1700

Mail: achim.schreck@flatexdegiro.com

flatexDEGIRO AG

Address: Omniturm, Große Gallusstraße 16-18
60312 Frankfurt/Main, Germany

Website: www.flatexdegiro.com

flatexDEGIRO AG
Preliminary Results 2023

flatex=DEGIRO

