

Monthly Statistics August 2024

(non-IFRS, preliminary, non-audited)

In August, approx. 33,500 new Customer Accounts were opened at flatexDEGIRO, bringing the total customer base to 2.934 million.

Assets under Custody amounted to EUR 62.28 billion at the end of the month, including EUR 58.74 billion of Securities and EUR 3.54 billion of Cash deposits.

The Margin Loan Book amounted to EUR 1.09 billion.

flatexDEGIRO customers settled 5.23 million transactions, with 69% of all transactions relating to Cash Products (Stocks, Bonds, etc.).

flatexDEGIRO
Monthly Statistics August 2024
(non-IFRS, preliminary, unaudited)

		Jul 24	Aug 24	Change M/M	Aug 23	Change Y/Y
Customer Accounts						
Customer accounts end of month	in m	2.904	2.934	1%	2.607	13%
New customer accounts	in k	29.1	33.5	15%	28.5	18%
Assets Under Custody (AUC)						
Total AUC	in EUR bn	61.91	62.28	1%	47.97	30%
- thereof Securities	in EUR bn	58.42	58.74	1%	44.61	32%
- thereof Cash	in EUR bn	3.50	3.54	1%	3.36	5%
Margin Loan Book	in EUR bn	1.12	1.09	-3%	0.97	12%
Trading						
Trading Days*		22	22	0%	23	-4%
Settled Transactions	in m	5.21	5.23	0%	5.13	2%
Share of Cash Products (Stocks, Bonds, etc)		71%	69%	-3%	73%	-5%
Share of ETF & Funds		20%	23%	15%	18%	29%
Daily Average Revenue Trades (DARTs)	in m	0.237	0.238	0%	0.223	7%

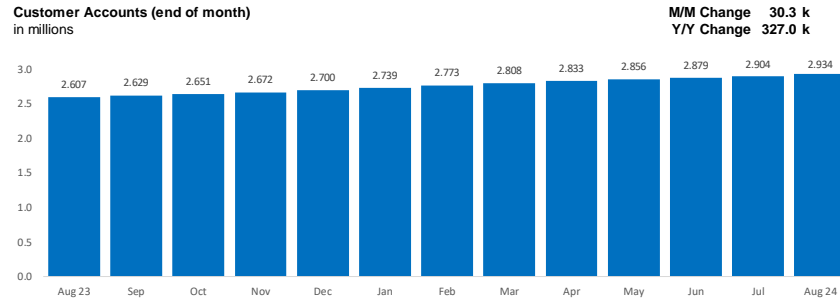
* excluding days on which exchanges in DE/NL/US are closed

For further information, please contact

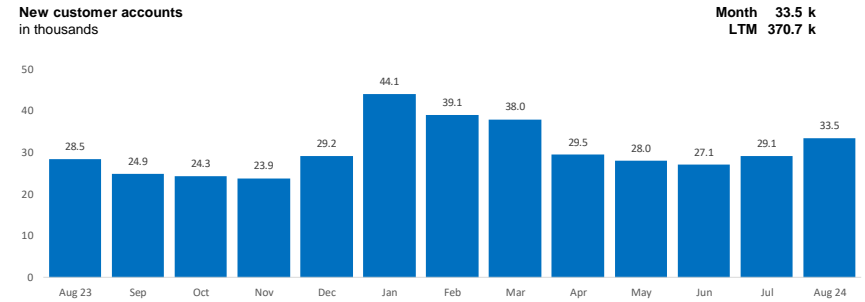
Achim Schreck
Head of IR & Corporate Communications
+49 160 9277450
achim.schreck@flatexdegiro.com

Laura Hecker
Investor Relations
+49 160 3064404
laura.hecker@flatexdegiro.com

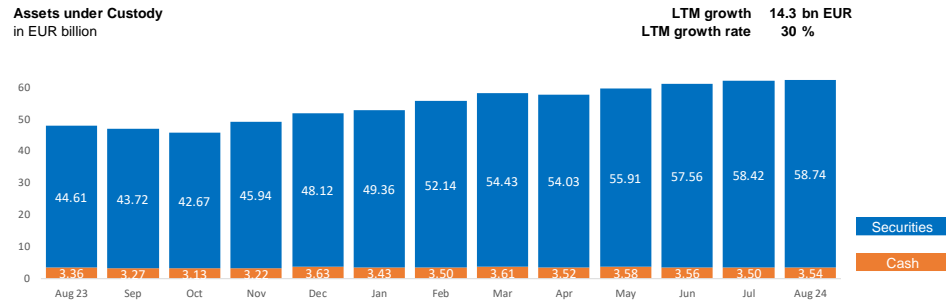
Customer Accounts (end of month)
in millions



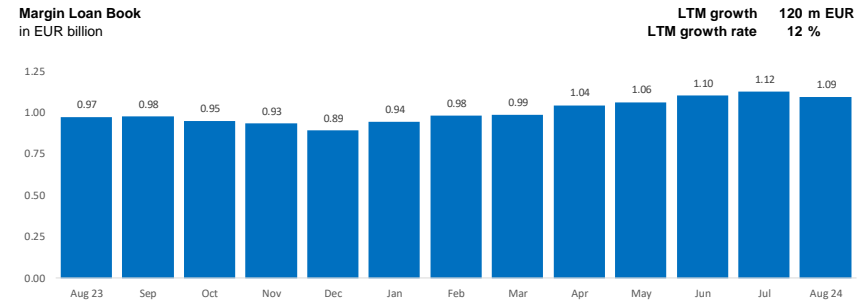
New customer accounts
in thousands



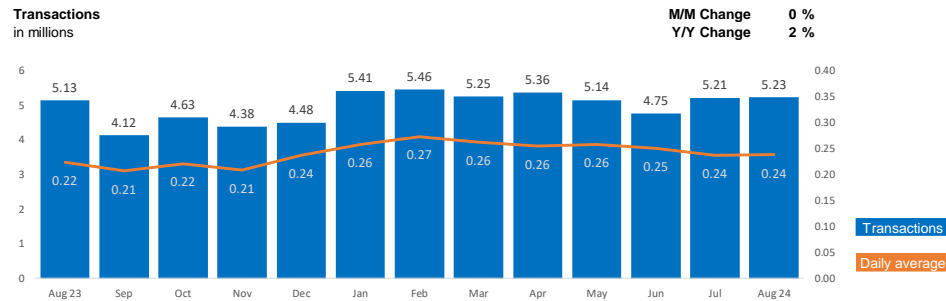
Assets under Custody
in EUR billion



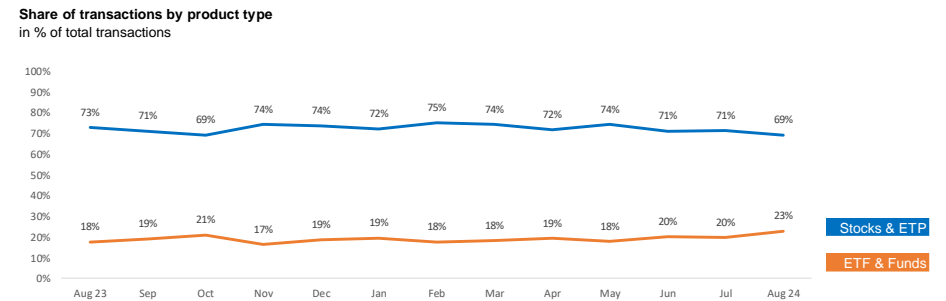
Margin Loan Book
in EUR billion



Transactions
in millions



Share of transactions by product type
in % of total transactions



non-IFRS, preliminary, unaudited

* delta to 100% due to other products such as Options, Futures and CFDs

flatexDEGIRO
Monthly Statistics for August 2024
(non-IFRS, preliminary, unaudited)

		2024		Change	Last 13 Months													Change
		Jul	Aug	Month-on-Month	Aug 23	Sep	Oct	Nov	Dec	Jan	Feb	Mar	Apr	May	Jun	Jul	Aug 24	Year-on-Year
Customer Accounts																		
Customer accounts end of month	in m	2.904	2.934	1%	2.607	2.629	2.651	2.672	2.700	2.739	2.773	2.808	2.833	2.856	2.879	2.904	2.934	13%
New customer accounts	in k	29.1	33.5	15%	28.5	24.9	24.3	23.9	29.2	44.1	39.1	38.0	29.5	28.0	27.1	29.1	33.5	18%
Assets Under Custody (AUC)																		
Total AUC	in EUR bn	61.91	62.28	1%	47.97	46.99	45.80	49.16	51.75	52.79	55.64	58.04	57.55	59.48	61.11	61.91	62.28	30%
- thereof Securities	in EUR bn	58.42	58.74	1%	44.61	43.72	42.67	45.94	48.12	49.36	52.14	54.43	54.03	55.91	57.56	58.42	58.74	32%
- thereof Cash	in EUR bn	3.50	3.54	1%	3.36	3.27	3.13	3.22	3.63	3.43	3.50	3.61	3.52	3.58	3.56	3.50	3.54	5%
Margin Loan Book	in EUR bn	1.12	1.09	-3%	0.97	0.98	0.95	0.93	0.89	0.94	0.98	0.99	1.04	1.06	1.10	1.12	1.09	12%
Trading																		
Trading Days*		22	22	0%	23	20	21	21	19	21	20	20	21	20	19	22	22	-4%
Settled Transactions	in m	5.21	5.23	0%	5.13	4.12	4.63	4.38	4.48	5.41	5.46	5.25	5.36	5.14	4.75	5.21	5.23	2%
Share of Cash Products (Stocks, Bonds, etc)		71%	69%	-3%	73%	71%	69%	74%	74%	72%	75%	74%	72%	74%	71%	71%	69%	-5%
Share of ETF & Funds		20%	23%	15%	18%	19%	21%	17%	19%	19%	18%	18%	19%	18%	20%	20%	23%	29%
Daily Average Revenue Trades (DARTs)	in m	0.237	0.238	0%	0.223	0.206	0.221	0.209	0.236	0.258	0.273	0.263	0.255	0.257	0.250	0.237	0.238	7%

* excluding days on which exchanges in DE/NL/US are closed