

Monthly Statistics May 2025

(non-IFRS, preliminary, non-audited)

In May, approx. 29,600 new Customer Accounts were opened at flatexDEGIRO, bringing the total customer base to 3.27 million.

Assets under Custody amounted to EUR 81.93 billion at the end of the month, including EUR 76.93 billion of Securities and EUR 4.99 billion of Cash deposits.

The Margin Loan Book amounted to EUR 1.15 billion.

flatexDEGIRO customers settled 5.66 million transactions, with 69% of all transactions relating to Cash Products (Stocks, Bonds, etc.).

		Apr 25	May 25	Change M/M	May 24	Change Y/Y
Customer Accounts						
Customer accounts end of month	in m	3.243	3.269	1%	2.856	14%
New customer accounts	in k	47.1	29.6	-37%	28.0	6%
Assets Under Custody (AUC)						
Total AUC	in EUR bn	76.47	81.93	7%	59.48	38%
- thereof Securities	in EUR bn	71.60	76.93	7%	55.91	38%
- thereof Cash	in EUR bn	4.87	4.99	3%	3.58	40%
Margin Loan Book	in EUR bn	1.15	1.15	0%	1.06	8%
Trading						
Trading Days*		20	20	0%	20	0%
Settled Transactions	in m	6.94	5.66	-18%	5.14	10%
Share of Cash Products (Stocks, Bonds, etc)		66%	69%	4%	74%	-7%
Share of ETF & Funds		25%	22%	-12%	18%	22%
Daily Average Revenue Trades (DARTs)	in m	0.347	0.283	-18%	0.257	10%

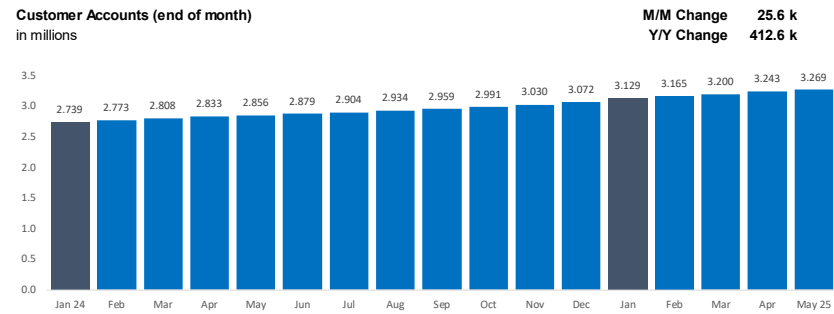
* excluding days on which exchanges in DE/NL/US are closed

For further information, please contact

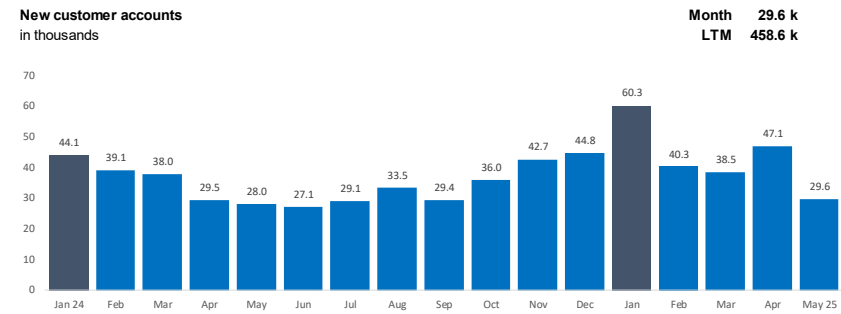
Achim Schreck
Head of IR & Corporate Communications
+49 160 9277450
achim.schreck@flatexdegiro.com

Laura Hecker
Investor Relations
+49 160 3064404
laura.hecker@flatexdegiro.com

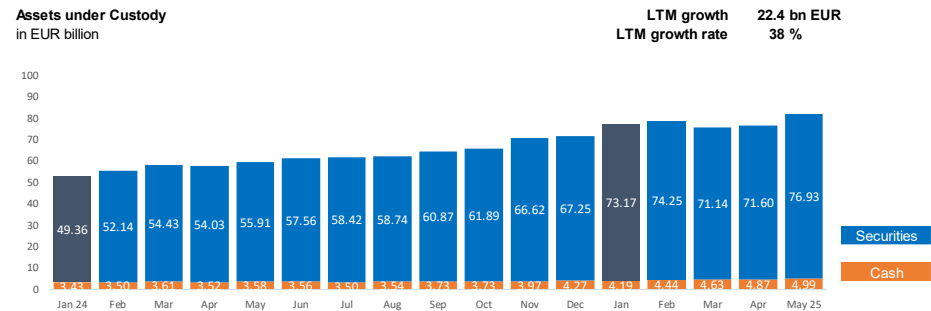
Customer Accounts (end of month) in millions



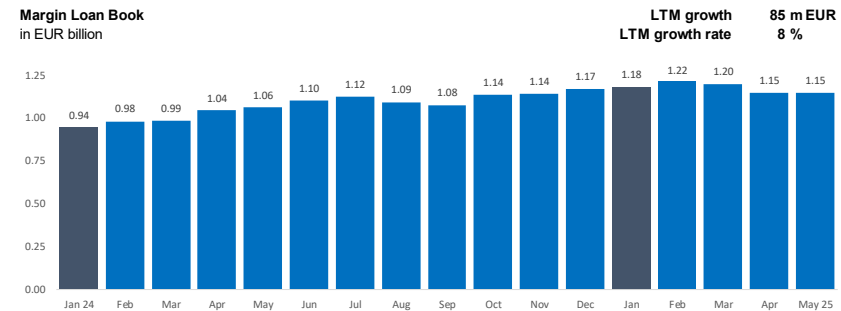
New customer accounts in thousands



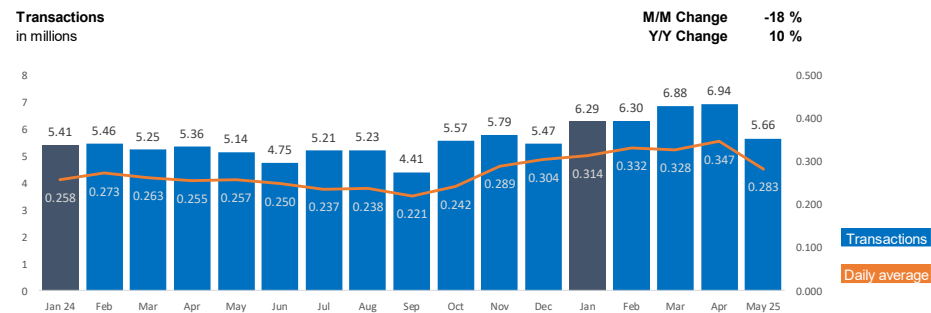
Assets under Custody in EUR billion



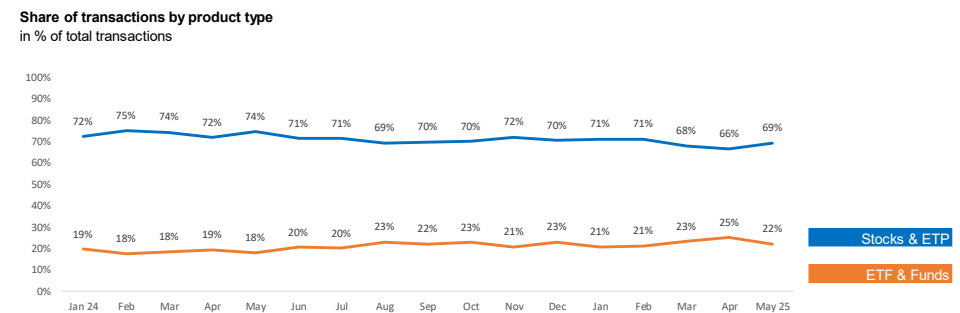
Margin Loan Book in EUR billion



Transactions in millions



Share of transactions by product type in % of total transactions



non-IFRS, preliminary, unaudited

* delta to 100% due to other products such as Crypto, Options, Futures and CFDs

		2025		Change	Last 13 Months													Change
		Apr	May	Month-on-Month	May 24	Jun	Jul	Aug	Sep	Oct	Nov	Dec	Jan	Feb	Mar	Apr	May 25	Year-on-Year
Customer Accounts																		
Customer accounts end of month	in m	3.243	3.269	1%	2.856	2.879	2.904	2.934	2.959	2.991	3.030	3.072	3.129	3.165	3.200	3.243	3.269	14%
New customer accounts	in k	47.1	29.6	-37%	28.0	27.1	29.1	33.5	29.4	36.0	42.7	44.8	60.3	40.3	38.5	47.1	29.6	6%
Assets Under Custody (AUC)																		
Total AUC	in EUR bn	76.47	81.93	7%	59.48	61.11	61.91	62.28	64.60	65.62	70.59	71.52	77.36	78.70	75.77	76.47	81.93	38%
- thereof Securities	in EUR bn	71.60	76.93	7%	55.91	57.56	58.42	58.74	60.87	61.89	66.62	67.25	73.17	74.25	71.14	71.60	76.93	38%
- thereof Cash	in EUR bn	4.87	4.99	3%	3.58	3.56	3.50	3.54	3.73	3.73	3.97	4.27	4.19	4.44	4.63	4.87	4.99	40%
Margin Loan Book	in EUR bn	1.15	1.15	0%	1.06	1.10	1.12	1.09	1.08	1.14	1.14	1.17	1.18	1.22	1.20	1.15	1.15	8%
Trading																		
Trading Days*		20	20	0%	20	19	22	22	20	23	20	18	20	19	21	20	20	0%
Settled Transactions	in m	6.94	5.66	-18%	5.14	4.75	5.21	5.23	4.41	5.57	5.79	5.47	6.29	6.30	6.88	6.94	5.66	10%
Share of Cash Products (Stocks, Bonds, etc)		66%	69%	4%	74%	71%	71%	69%	70%	70%	72%	70%	71%	71%	68%	66%	69%	-7%
Share of ETF & Funds		25%	22%	-12%	18%	20%	20%	23%	22%	23%	21%	23%	21%	21%	23%	25%	22%	22%
Daily Average Revenue Trades (DARTs)	in m	0.347	0.283	-18%	0.257	0.250	0.237	0.238	0.221	0.242	0.289	0.304	0.314	0.332	0.328	0.347	0.283	10%

* excluding days on which exchanges in DE/NL/US are closed