

Monthly Statistics August 2025

(non-IFRS, preliminary, non-audited)

In August, approx. 33,400 new Customer Accounts were opened at flatexDEGIRO, bringing the total customer base to 3.35 million.

Assets under Custody amounted to EUR 88.35 billion at the end of the month, including EUR 83.15 billion of Securities and EUR 5.20 billion of Cash deposits.

The Margin Loan Book amounted to EUR 1.22 billion.

flatexDEGIRO customers settled 5.42 million transactions, with 71% of all transactions relating to Cash Products (Stocks, Bonds, ETP) and Crypto.

		Jul 25	Aug 25	Change M/M	Aug 24	Change Y/Y
Customer Accounts						
Customer accounts end of month	in m	3.320	3.350	1%	2.934	14%
New customer accounts	in k	32.6	33.4	3%	33.5	0%
Assets Under Custody (AUC)						
Total AUC	in EUR bn	87.57	88.35	1%	62.28	42%
- thereof Securities	in EUR bn	82.45	83.15	1%	58.74	42%
- thereof Cash	in EUR bn	5.12	5.20	2%	3.54	47%
Margin Loan Book	in EUR bn	1.22	1.22	0%	1.09	12%
Trading						
Trading Days*		22	21	-5%	22	-5%
Settled Transactions	in m	6.06	5.42	-11%	5.23	4%
Share of Cash Products (Stocks, Bonds, ETP) & Crypto		72%	71%	-1%	69%	3%
Share of ETF & Funds		21%	22%	4%	23%	-5%
Daily Average Revenue Trades (DARTs)	in m	0.275	0.258	-6%	0.238	9%

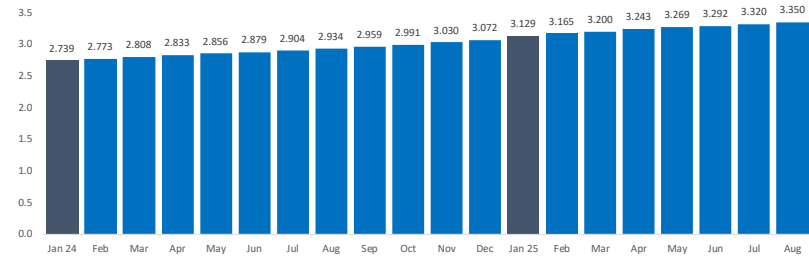
* excluding days on which exchanges in DE/NL/US are closed

For further information, please contact

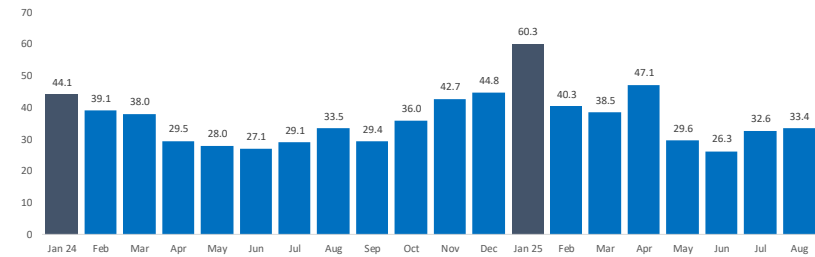
Achim Schreck
Head of IR & Corporate Communications
+49 160 9277450
achim.schreck@flatexdegiro.com

Laura Hecker
Investor Relations
+49 160 3064404
laura.hecker@flatexdegiro.com

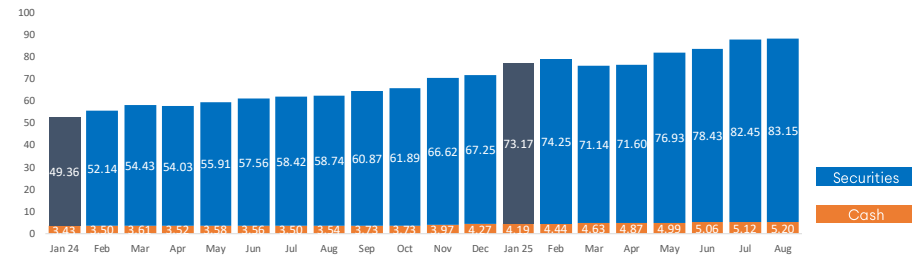
Customer Accounts (end of month)
in millions



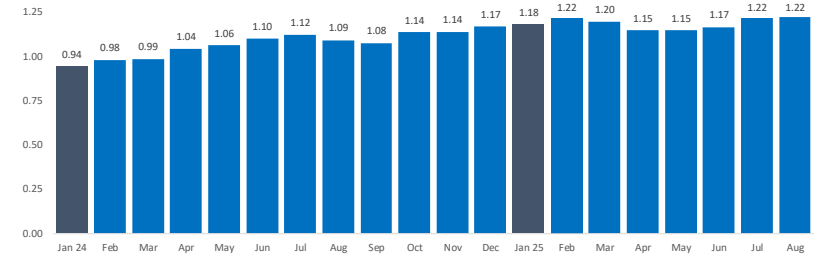
New customer accounts
in thousands



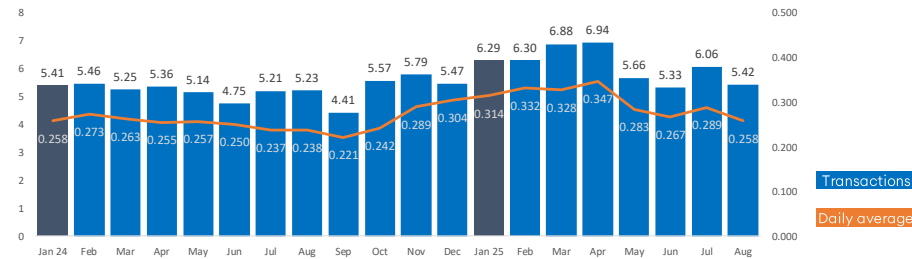
Assets under Custody
in EUR billion



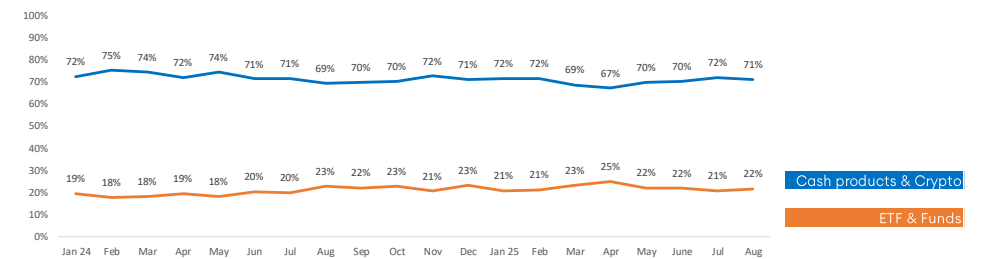
Margin Loan Book
in EUR billion



Transactions
in millions



Share of transactions by product type
in % of total transactions



non-IFRS, preliminary, unaudited

* delta to 100% due to other products such as Options, Futures and CFDs

		2025		Change	Last 13 Months													Change
		July	August	Month-on-Month	Aug 24	Sep	Oct	Nov	Dec	Jan	Feb	Mar	Apr	May	Jun	Jul	Aug 25	Year-on-Year
Customer Accounts																		
Customer accounts end of month	in m	3.320	3.350	1%	2.934	2.959	2.991	3.030	3.072	3.129	3.165	3.200	3.243	3.269	3.292	3.320	3.350	14%
New customer accounts	in k	32.6	33.4	3%	33.5	29.4	36.0	42.7	44.8	60.3	40.3	38.5	47.1	29.6	26.3	32.6	33.4	0%
Assets Under Custody (AUC)																		
Total AUC	in EUR bn	87.57	88.35	1%	62.28	64.60	65.62	70.59	71.52	77.36	78.70	75.77	76.47	81.93	83.49	87.57	88.35	42%
- thereof Securities	in EUR bn	82.45	83.15	1%	58.74	60.87	61.89	66.62	67.25	73.17	74.25	71.14	71.60	76.93	78.43	82.45	83.15	42%
- thereof Cash	in EUR bn	5.12	5.20	2%	3.54	3.73	3.73	3.97	4.27	4.19	4.44	4.63	4.87	4.99	5.06	5.12	5.20	47%
Margin Loan Book	in EUR bn	1.22	1.22	0%	1.09	1.08	1.14	1.14	1.17	1.18	1.22	1.20	1.15	1.15	1.17	1.22	1.22	12%
Trading																		
Trading Days*		22	21	-5%	22	20	23	20	18	20	19	21	20	20	20	22	21	-5%
Settled Transactions	in m	6.06	5.42	-11%	5.23	4.41	5.57	5.79	5.47	6.29	6.30	6.88	6.94	5.66	5.33	6.06	5.42	4%
Share of Cash Products (Stocks, Bonds, ETP) & Crypto		72%	71%	-1%	69%	70%	70%	72%	71%	72%	72%	69%	67%	70%	70%	72%	71%	3%
Share of ETF & Funds		21%	22%	4%	23%	22%	23%	21%	23%	21%	21%	23%	25%	22%	22%	21%	22%	-5%
Daily Average Revenue Trades (DARTs)	in m	0.275	0.258	-6%	0.238	0.221	0.242	0.289	0.304	0.314	0.332	0.328	0.347	0.283	0.267	0.275	0.258	9%

* excluding days on which exchanges in DE/NL/US are closed