

Monthly Statistics July 2024

(non-IFRS, preliminary, non-audited)

In July, approx. 29,100 new Customer Accounts were opened at flatexDEGIRO, bringing the total customer base to 2.904 million.

Assets under Custody amounted to EUR 61.91 billion at the end of the month, including EUR 58.42 billion of Securities and EUR 3.50 billion of Cash deposits.

The Margin Loan Book amounted to EUR 1.12 billion.

flatexDEGIRO customers settled 5.21 million transactions, with 71% of all transactions relating to Cash Products (Stocks, Bonds, etc.).

flatexDEGIRO
Monthly Statistics July 2024
 (non-IFRS, preliminary, unaudited)

		Jun 24	Jul 24	Change M/M	Jul 23	Change Y/Y
Customer Accounts						
Customer accounts end of month	in m	2.879	2.904	1%	2.581	12%
New customer accounts	in k	27.1	29.1	7%	24.1	21%
Assets Under Custody (AUC)						
Total AUC	in EUR bn	61.11	61.91	1%	49.38	25%
- thereof Securities	in EUR bn	57.56	58.42	1%	45.77	28%
- thereof Cash	in EUR bn	3.56	3.50	-2%	3.61	-3%
Margin Loan Book	in EUR bn	1.10	1.12	2%	0.94	20%
Trading						
Trading Days*		19	22	16%	20	10%
Settled Transactions	in m	4.75	5.21	10%	4.57	14%
Share of Cash Products (Stocks, Bonds, etc)		71%	71%	0%	74%	-3%
Share of ETF & Funds		20%	20%	-2%	17%	17%
Daily Average Revenue Trades (DARTs)	in m	0.250	0.237	-5%	0.229	3%

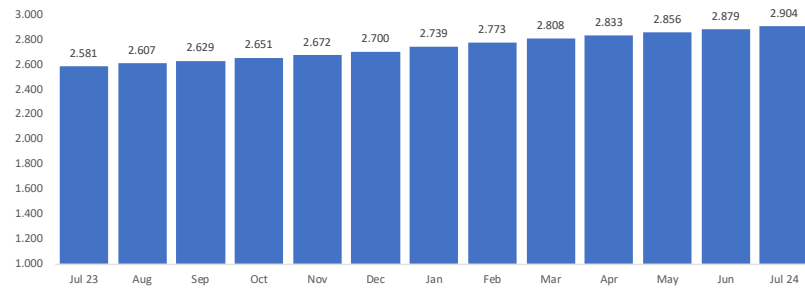
* excluding days on which exchanges in DE/NL/US are closed

For further information, please contact

Achim Schreck
 Head of IR & Corporate Communications
 +49 160 9277450
achim.schreck@flatexdegiro.com

Laura Hecker
 Investor Relations
 +49 160 3064404
laura.hecker@flatexdegiro.com

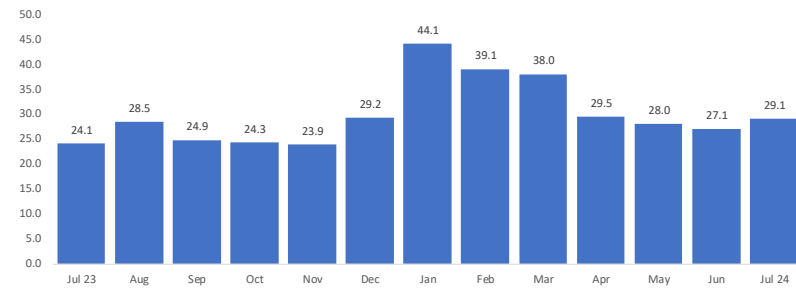
Customer Accounts (end of months) in millions



M/M Change
Y/Y Change

24.2 k
322.1 k

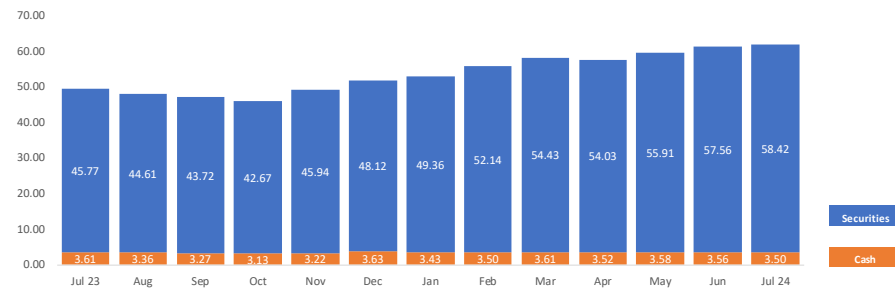
New customer accounts in thousands



Month
LTM

29.1 k
365.7 k

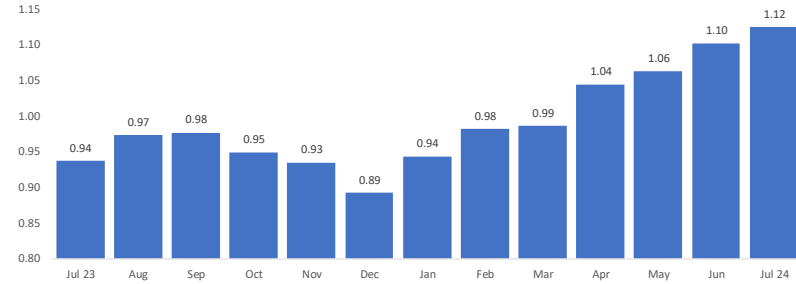
Assets under Custody in EUR billion



LTM growth
LTM growth rate

12.5 bn EUR
25 %

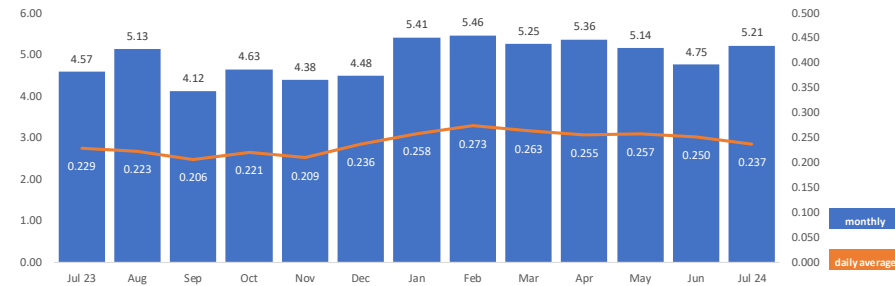
Margin Loan Book in EUR billion



LTM growth
LTM growth rate

187 m EUR
20 %

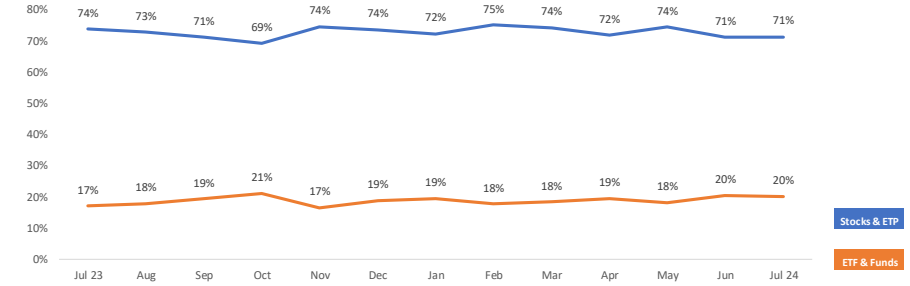
Transactions in millions



M/M Change
Y/Y Change

10 %
14 %

Share of transactions by product type in % of total transactions



* delta to 100% due to other products such as options, futures and CFDs

flatexDEGIRO
Monthly Statistics for July 2024
(non-IFRS, preliminary, unaudited)

		2024		Change	Last 13 Months													Change
		Jun	Jul 24	Month-on-Month	Jul 23	Aug	Sep	Oct	Nov	Dec	Jan	Feb	Mar	Apr	May	Jun	Jul 24	Year-on-Year
Customer Accounts																		
Customer accounts end of month	in m	2.879	2.904	1%	2.581	2.607	2.629	2.651	2.672	2.700	2.739	2.773	2.808	2.833	2.856	2.879	2.904	12%
New customer accounts	in k	27.1	29.1	7%	24.1	28.5	24.9	24.3	23.9	29.2	44.1	39.1	38.0	29.5	28.0	27.1	29.1	21%
Assets Under Custody (AUC)																		
Total AUC	in EUR bn	61.11	61.91	1%	49.38	47.97	46.99	45.80	49.16	51.75	52.79	55.64	58.04	57.55	59.48	61.11	61.91	25%
- thereof Securities	in EUR bn	57.56	58.42	1%	45.77	44.61	43.72	42.67	45.94	48.12	49.36	52.14	54.43	54.03	55.91	57.56	58.42	28%
- thereof Cash	in EUR bn	3.56	3.50	-2%	3.61	3.36	3.27	3.13	3.22	3.63	3.43	3.50	3.61	3.52	3.58	3.56	3.50	-3%
Margin Loan Book	in EUR bn	1.10	1.12	2%	0.94	0.97	0.98	0.95	0.93	0.89	0.94	0.98	0.99	1.04	1.06	1.10	1.12	20%
Trading																		
Trading Days*		19	22	16%	20	23	20	21	21	19	21	20	20	21	20	19	22	10%
Settled Transactions	in m	4.75	5.21	10%	4.57	5.13	4.12	4.63	4.38	4.48	5.41	5.46	5.25	5.36	5.14	4.75	5.21	14%
Share of Cash Products (Stocks, Bonds, etc)		71%	71%	0%	74%	73%	71%	69%	74%	74%	72%	75%	74%	72%	74%	71%	71%	-3%
Share of ETF & Funds		20%	20%	-2%	17%	18%	19%	21%	17%	19%	19%	18%	18%	19%	18%	20%	20%	17%
Daily Average Revenue Trades (DARTs)	in m	0.250	0.237	-5%	0.229	0.223	0.206	0.221	0.209	0.236	0.258	0.273	0.263	0.255	0.257	0.250	0.237	3%

* excluding days on which exchanges in DE/NL/US are closed