

## Monthly Statistics March 2025

(non-IFRS, preliminary, non-audited)

In March, approx. 38,500 new Customer Accounts were opened at flatexDEGIRO, bringing the total customer base to 3.2 million.

Assets under Custody amounted to EUR 75.77 billion at the end of the month, including EUR 71.14 billion of Securities and EUR 4.63 billion of Cash deposits.

The Margin Loan Book amounted to EUR 1.20 billion.

flatexDEGIRO customers settled 6.88 million transactions, with 68% of all transactions relating to Cash Products (Stocks, Bonds, etc.).

		Feb 25	Mar 25	Change M/M	Mar 24	Change Y/Y
<b>Customer Accounts</b>						
Customer accounts end of month	in m	3.165	<b>3.200</b>	1%	2.808	14%
New customer accounts	in k	40.3	<b>38.5</b>	-4%	38.0	1%
<b>Assets Under Custody (AUC)</b>						
Total AUC	in EUR bn	78.70	<b>75.77</b>	-4%	58.04	31%
- thereof Securities	in EUR bn	74.25	<b>71.14</b>	-4%	54.43	31%
- thereof Cash	in EUR bn	4.44	<b>4.63</b>	4%	3.61	28%
Margin Loan Book	in EUR bn	1.22	<b>1.20</b>	-2%	0.99	22%
<b>Trading</b>						
Trading Days*		19	<b>21</b>	11%	20	5%
Settled Transactions	in m	6.30	<b>6.88</b>	9%	5.25	31%
Share of Cash Products (Stocks, Bonds, etc)		71%	<b>68%</b>	-5%	74%	-9%
Share of ETF & Funds		21%	<b>23%</b>	10%	18%	28%
Daily Average Revenue Trades (DARTs)	in m	0.332	<b>0.328</b>	-1%	0.263	25%

\* excluding days on which exchanges in DE/NL/US are closed

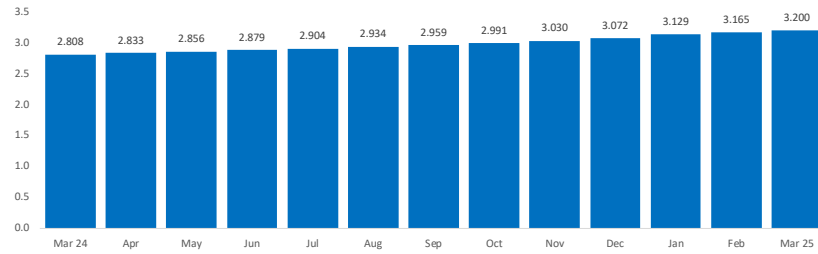
### For further information, please contact

Achim Schreck  
Head of IR & Corporate Communications  
+49 160 9277450  
[achim.schreck@flatexdegiro.com](mailto:achim.schreck@flatexdegiro.com)

Laura Hecker  
Investor Relations  
+49 160 3064404  
[laura.hecker@flatexdegiro.com](mailto:laura.hecker@flatexdegiro.com)

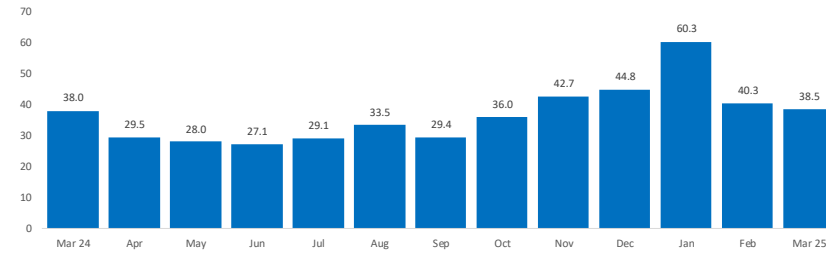
**Customer Accounts (end of month)**  
in millions

M/M Change 35.1 k  
Y/Y Change 392.8 k



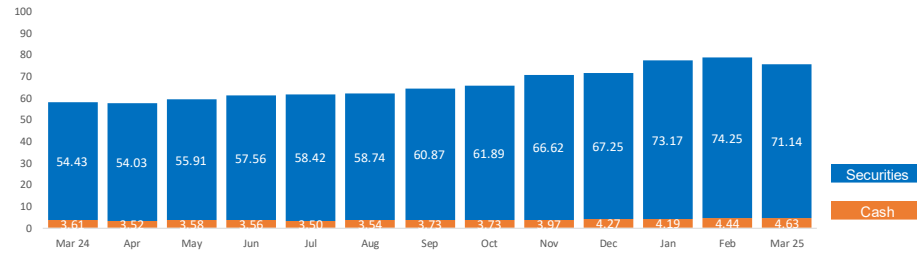
**New customer accounts**  
in thousands

Month 38.5 k  
LTM 439.4 k



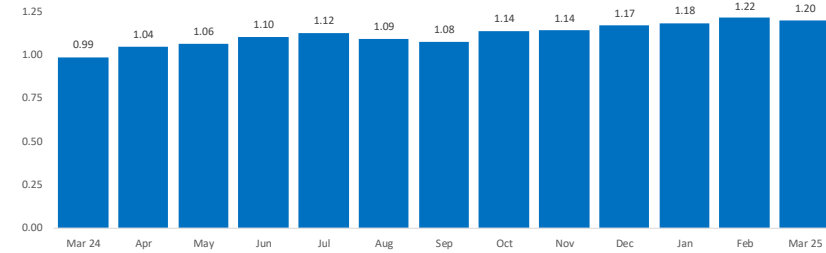
**Assets under Custody**  
in EUR billion

LTM growth 17.7 bn EUR  
LTM growth rate 31 %



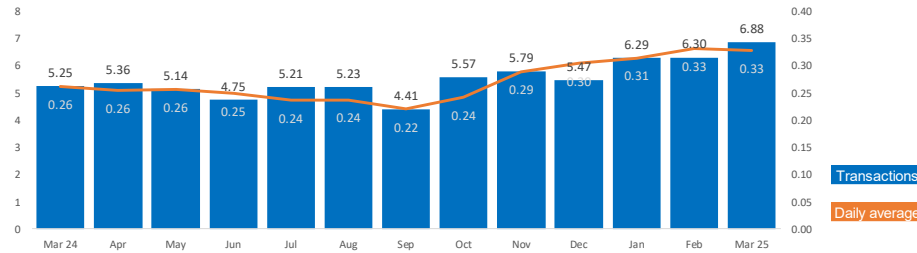
**Margin Loan Book**  
in EUR billion

LTM growth 212 m EUR  
LTM growth rate 22 %

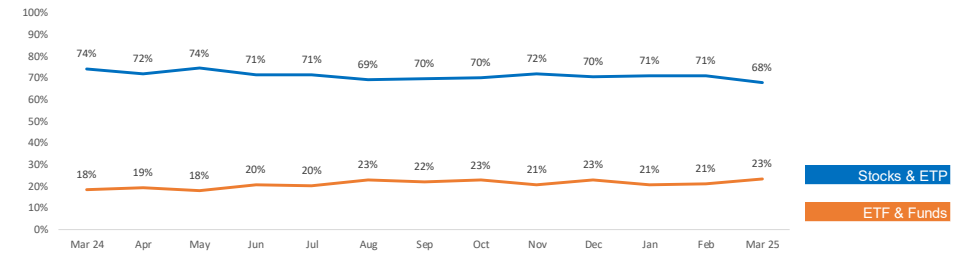


**Transactions**  
in millions

M/M Change 9 %  
Y/Y Change 31 %



**Share of transactions by product type**  
in % of total transactions



non-IFRS, preliminary, unaudited

\* delta to 100% due to other products such as Crypto, Options, Futures and CFDs

		2025		Change	Last 13 Months													Change
		Feb	Mar	Month-on-Month	Mar 24	Apr	May	Jun	Jul	Aug	Sep	Oct	Nov	Dec	Jan	Feb	Mar 25	Year-on-Year
<b>Customer Accounts</b>																		
Customer accounts end of month	in m	3.165	3.200	1%	2.808	2.833	2.856	2.879	2.904	2.934	2.959	2.991	3.030	3.072	3.129	3.165	3.200	14%
New customer accounts	in k	40.3	38.5	-4%	38.0	29.5	28.0	27.1	29.1	33.5	29.4	36.0	42.7	44.8	60.3	40.3	38.5	1%
<b>Assets Under Custody (AUC)</b>																		
Total AUC	in EUR bn	78.70	75.77	-4%	58.04	57.55	59.48	61.11	61.91	62.28	64.60	65.62	70.59	71.52	77.36	78.70	75.77	31%
- thereof Securities	in EUR bn	74.25	71.14	-4%	54.43	54.03	55.91	57.56	58.42	58.74	60.87	61.89	66.62	67.25	73.17	74.25	71.14	31%
- thereof Cash	in EUR bn	4.44	4.63	4%	3.61	3.52	3.58	3.56	3.50	3.54	3.73	3.73	3.97	4.27	4.19	4.44	4.63	28%
Margin Loan Book	in EUR bn	1.22	1.20	-2%	0.99	1.04	1.06	1.10	1.12	1.09	1.08	1.14	1.14	1.17	1.18	1.22	1.20	22%
<b>Trading</b>																		
Trading Days*		19	21	11%	20	21	20	19	22	22	20	23	20	18	20	19	21	5%
Settled Transactions	in m	6.30	6.88	9%	5.25	5.36	5.14	4.75	5.21	5.23	4.41	5.57	5.79	5.47	6.29	6.30	6.88	31%
Share of Cash Products (Stocks, Bonds, etc)		71%	68%	-5%	74%	72%	74%	71%	71%	69%	70%	70%	72%	70%	71%	71%	68%	-9%
Share of ETF & Funds		21%	23%	10%	18%	19%	18%	20%	20%	23%	22%	23%	21%	23%	21%	21%	23%	28%
Daily Average Revenue Trades (DARTs)	in m	0.332	0.328	-1%	0.263	0.255	0.257	0.250	0.237	0.238	0.221	0.242	0.289	0.304	0.314	0.332	0.328	25%

\* excluding days on which exchanges in DE/NL/US are closed